

Digital Auto Lensmeter
SLM-5000



Lens Measurement
Is Now Child's Play.

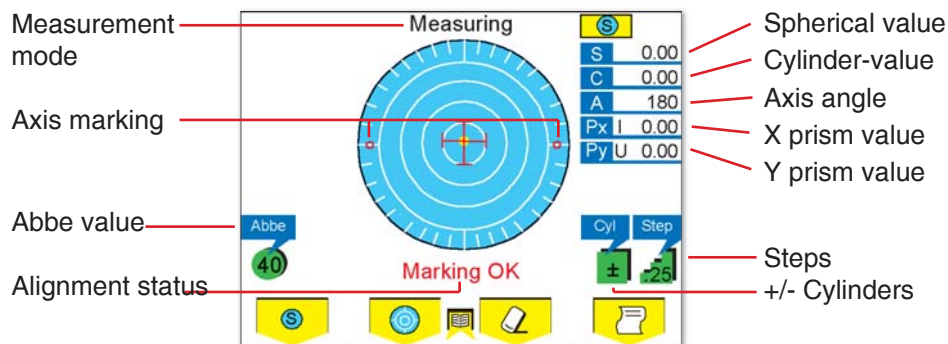
The SLM 5000 offers total flexibility whatever your needs. Check individual lenses, spectacles, multi-focal, progressive and contact lenses with ease and speed. All polycarbonate lenses can be checked too.

A special holder for hard and soft contacts is available as standard, thus removing the need to finger the lenses.



The integral 14cm LCD colour display
makes for easy viewing of measurements and instruction icons.

Digital Auto Lensmeter SLM-5000



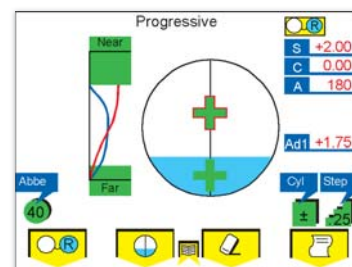
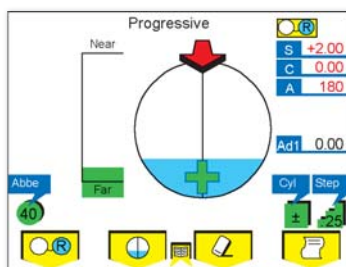
Easy To Use Lens Guide:

Simply press against the lens guide and it will slide out automatically making handling much easier. The guide always touches the edge of the lens alleviating the need for a cumbersome lever.



Automatic Recognition of Progressive Lenses:

The easy to read LCD screen makes the near and distance segments of a progressive lens very easy to locate. The SLM 5000 uses very clear colour diagrams and arrow locators to guide you through progressive lens measurement.



Additional Features

Integral thermal printer.
 Input of Abbe values possible.
 PC Interface (RS232C),
 On screen indicators.

Measurement Ranges:

Spherical -25 to +25 Dioptres (0.01/0.12 in 0.25 D steps)
 Cylinder -10 to +10 Dioptres (0.01/0.12 in 0.25 D steps)
 Addition 0 to +10 Dioptres (0.01/0.12 in 0.25 D steps)
 Prism 0 to +10 Prism Dioptres (in 0.01/0.2 0.25 D Steps)
 Axis 1° to 180° (in 1° Steps)

SLM-4000

If you are looking for a simpler less expensive option then take a look at the SLM 4000. It is supplied without a printer and has a black and white monitor.

