

Autorefractor

Accuref R-800

Autorefracto-Keratometer

Accuref K-900



The new Shin-Nippon standard:

- Cool Design
- User Friendly
- Modern Technology



Autorefractor Accuref R-800

Autorefracto- Keratometer Accuref K-900

New Generation DESIGN & STYLE

Exquisite detail and quality.

- Sophisticated shape combined with soft curves and the attractive color with high quality two-tone metallic and pearlescent paintwork which complements any interior and appeals atmosphere of trust to the customer.

	Message Area
No. 00001	Date & Time
NAME 2011 11 22 14:30	
VD=12	
<R> SPH CYL AX PPS	Photopic Pupil Diameter
- 3.87 -0.75 172 6.4	
- 3.87 -0.75 170 6.3	
- 3.87 -0.62 174 6.4	
SPS 7.9	Representative Ref Value
<R> mm D AX	Kerato Value
R1 8.43 40.00 9	
R2 8.21 41.12 99	
Ave 8.32 40.62	
CYL -1.12 9	
R1 8.43 40.00 10	
R2 8.22 41.12 100	
Ave 8.32 40.50	
CYL -1.12 100	
R1 8.30 40.62 2	
R2 8.16 41.37 92	
Ave 8.23 41.00	
CYL -0.75 2	
R1 8.31 40.62 180	Representative Kerato Value
R2 8.17 41.37 90	
Ave 8.24 41.00	
CYL -0.75 180	
REST -0.12 90	
Rest Astigmatism	
<L> SPH CYL AX PPS	
- 3.75 -1.12 13 6.6	
- 3.75 -1.12 15 6.6	
- 3.75 -1.12 14 6.6	
- 3.75 -1.12 14 6.6	
SPS 6.9	
Near PD	
Far PD	interpupillary distance measurement
PD = 65 NPD = 62 (50)	
SHIN-NIPPON ACCUREF K-900	

Newly designed optical unit with further improved accuracy

The newly designed optical unit allows measurement of the minimum pupil diameter up to 2.0 mm and high-accuracy measurement. Useful function for actual measurement such as display of reliability warning indicator has been added.



Feather-touch sensor button

The feather-touch sensor button used to interface with the screen enables sensitive and accurate operation.



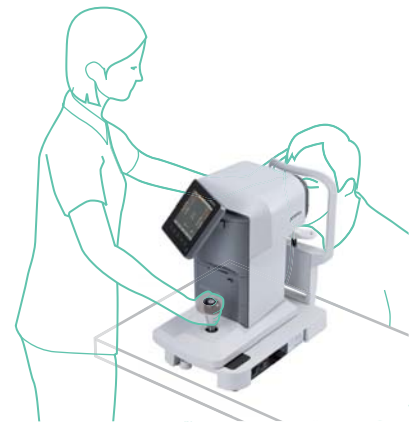
New Joystick

The completely redesigned joystick with the shape and top button allows the operator to control the unit with more precise and instinctive movement.



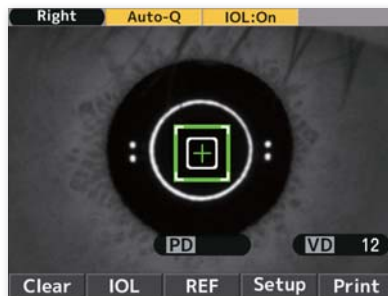
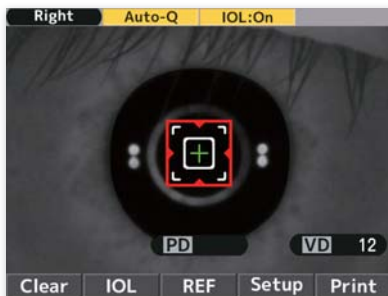
Improved side flaps, head rest and chin rest

Side flaps mounted to each side of the measurement window enabling to block out the light realizes high accuracy. The modified shapes of the forehead rest and the chin rest help to minimize stress of the patient.



Unique LCD Monitor

A swivel function to the left (30°) and a vertical tilt function (40°) have been added to the monitor unit. This swivel function allows measurement while supporting the patient.



Newly designed IOL Mode [color focus indicator]

A subject with IOL was conventionally difficult to measure but this newly designed IOL mode has made it much easier.



Scotopic & Photopic Pupil Diameter Measurement

Both scotopic and photopic measurements are available.

Specifications

Accuref R-800 and Accuref K-900

Refractive measurement	
Sphere (S)	-30 D ~ +22 D (VD=12) -22 D ~ +30 D (VD=0)
Steps	0.12 D, 0.25 D (switching)
Cylinder (C)	-10 D ~ +10 D (VD=0)
Steps	0.12 D, 0.25 D (switching)
Symbol	-, +, ±
Axis (A)	0° ~ 180°
Steps	1°
Vertex Distance	0, 10, 12, 13.5, 15 mm
Minimum Pupil Measurable	Ø 2 mm
PD Measurement	85 mm (Near PD Output)
Steps	1 mm
Pupil Diameter Measurement	Ø 2.0 ~ Ø 8.5 mm
Steps	0.1 mm
Refractive Measurement Time	Approx. 0.07 sec.
Fog Control	Auto (Fogging for each measurement) Auto-Quick (Fogging is provided at the first measurement followed by continuous measurement)
Display	5.7 inch color LCD monitor
Printer	Built-in Thermal Line Printer (57 mm)
Power Consumption	60 VA
Power Saving Function	OFF, 3, 5, 10 min (selectable)
Dimensions (W/D/H)	240 x 422 x 430 mm
Weight	Approx. 13 kg

Measurement Range

Accuref K-900 only

Corneal curvature	
Radius Measurement	5.0 mm ~ 10.0 mm
Steps	0.01 mm
Corneal Refractivity	33.75 D ~ 67.5 D (where corneal refractive index n=1.3375)
Steps	0.12 D, 0.25 D (switching)
Degree of Corneal Astigmatism	-10 D ~ +10 D
Steps	0.12 D, 0.25 D (switching)
Symbol	mm, -D, +D (Switching)
Axis angle	0° ~ 180°
Steps	1°
Corneal Curvature Measurement Time	Approx. 0.07 sec.

